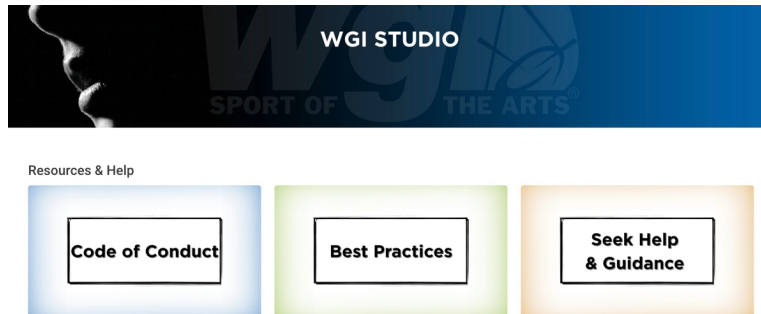
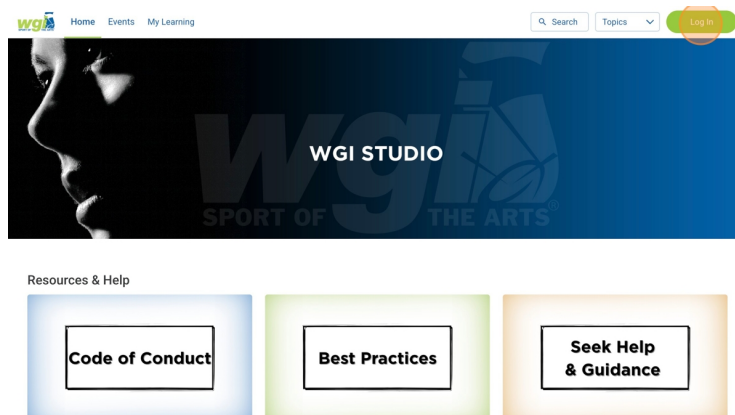


Paying for and Accessing a Course in WGI Studio

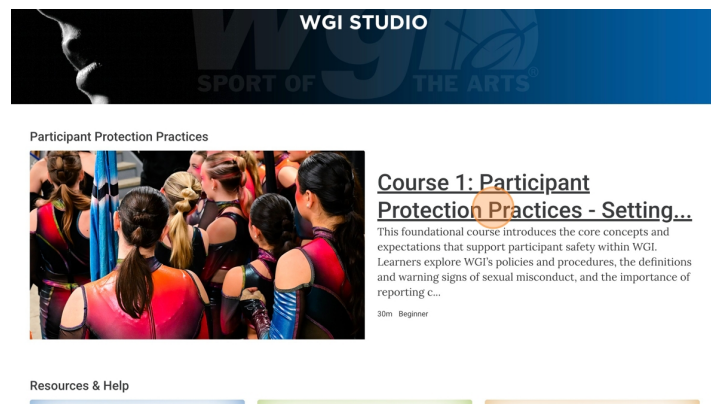
1. Navigate to <https://www.wgistudio.org>



2. Click "Log In"



3. To access the course, click the underlined course title.



4. Click "Purchase"

This foundational course introduces the core concepts and expectations that support participant safety within WGI. Learners explore WGI's policies and procedures, the definitions and warning signs of sexual misconduct, and the importance of reporting concerns promptly and appropriately. The course also addresses common barriers to reporting and encourages a mindset of shared accountability and vigilance.

Total: USD \$17.00




5. To pay for your own course, please select "Pay by Credit Card." Enter all card information and address below and scroll to the bottom and click review purchase.

Payment Type

☒ Pay by Credit Card

☐ Redeem Training Credit

Connie Colorguard

 CARD NUMBER


6. If your group has paid for your course and you were given a Training Credit redemption code, select "Redeem Training Credits" and enter the code into the box below. Completed your customer information then scroll to the bottom and click review purchase.

Payment Type

☐ Pay by Credit Card

☒ Redeem Training Credit


Redemption Code



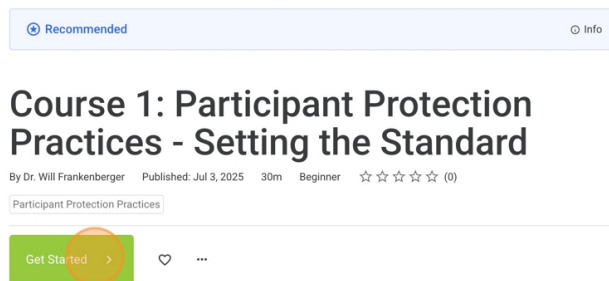
Customer Information

First Name	Last Name
Connie	Colorguard

- After completing your purchase, navigate back to the home page or access the course directly by clicking on the course underlined section.



- You will now see the green "Get Started" button - select to launch the course.



- To begin the course, click "View" in the first box.

