

PITTSBURGH COLOR GUARD

REGIONAL CONTEST INFORMATION

SATURDAY & SUNDAY, FEBRUARY 29 & MARCH 1, 2020



LOCATION

Norwin High School
251 McMahan Drive
North Huntingdon, PA 15642

EMERGENCY CONTACTS (DAY OF SHOW ONLY)

CONTEST ADMINISTRATOR: Jamie Rightmyer/ 585-721-8715/ Jamie@wgi.org
EVENT PARTNER: Tom Shrump / 412-298-5169 / fanofduke@comcast.net

JUDGE PANEL

EQ John Fisher
MV Erin Brown
DA Tom Slaughter
GE Mike Anderson & Mike Pavlock
T&P Gillian Huling

COMPETITIONSUITE DETAILS

ACCESSING YOUR GROUP - <https://help.competitionsuite.com/article/16-accessing-your-group>

ADDING YOUR STAFF - <https://help.competitionsuite.com/article/61-adding-staff-members>

ACCESSING COMMENTARY - <https://help.competitionsuite.com/article/17-accessing-commentary>

MUSIC UPLOADS - <https://help.competitionsuite.com/article/74-uploading-performance-music>

Score Summary Sheets are also located in your CompetitionSuite account with your overall score.

ADDITIONAL REGIONAL INFO

PRELIMS LOGISTICAL SCHEDULE - <https://tinyurl.com/tj787jl>

FINALS LOGISTICAL SCHEDULE - <https://tinyurl.com/v95e8du>

WARM UP AREAS – Music is permitted at moderate levels in both body and equipment warm up. If you wish to use music you must provide your own sound system.

SCORE POSTING – Posted in the Cafeteria

REGIONAL REMINDERS - <https://wgi.org/wp-content/uploads/2020/01/2020CGRegionalReminders.pdf>

WGI Pittsburgh Regional Norwin High School North Huntingdon, PA



Color Guard
Entrance

Prop
Drop Off

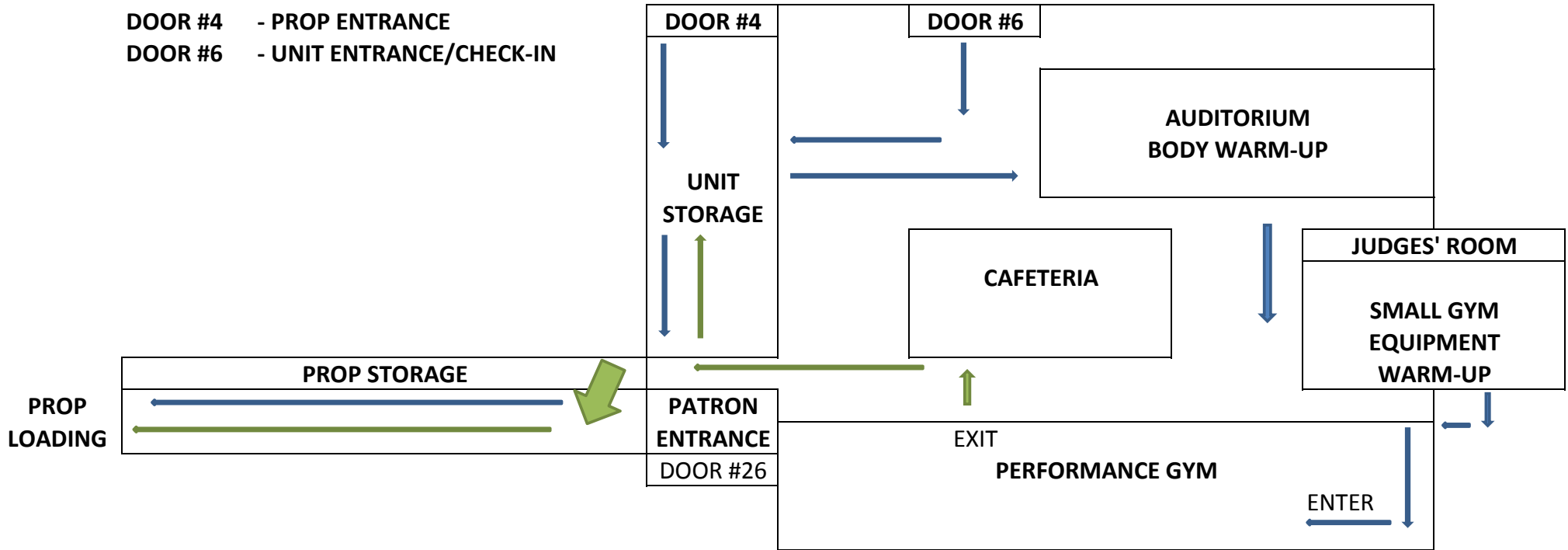
Spectator
Parking

Spectator
Entrance

Bus/Truck
Parking

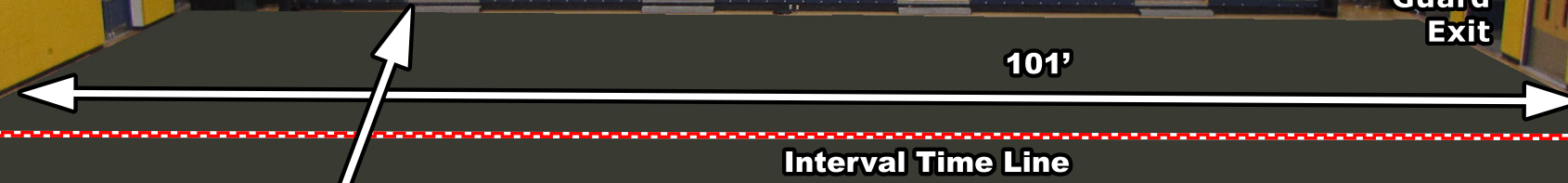
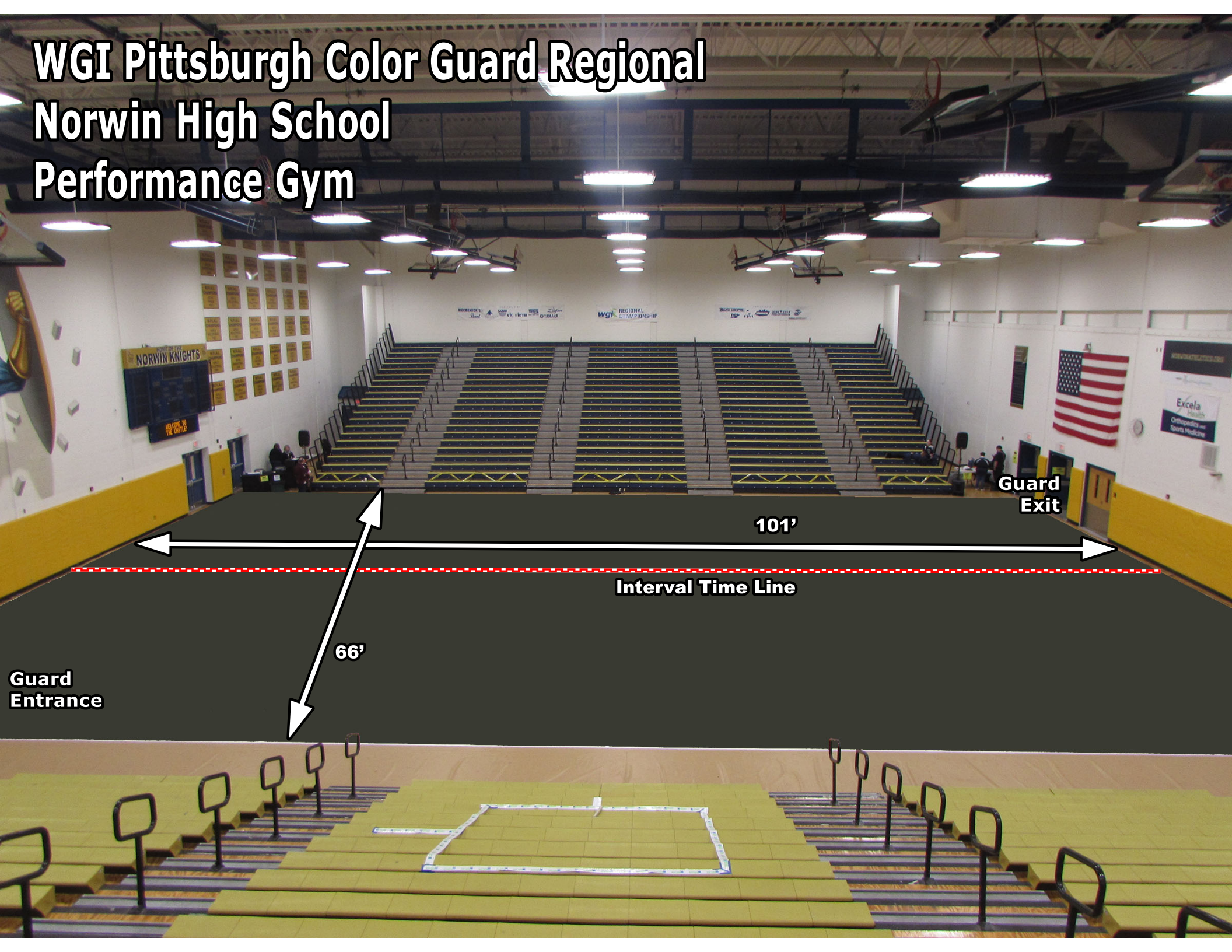
Norwin
School District

Hillcrest
Intermediate
School



-  - BLUE ARROW DESIGNATES FLOW FOR ARRIVAL/WARMUP/PERFORMANCE
-  - GREEN ARROW DESIGNATES FLOW POST PERFORMANCE AND PROP LOADING

WGI Pittsburgh Color Guard Regional Norwin High School Performance Gym



101'

Interval Time Line

66'

Guard Exit

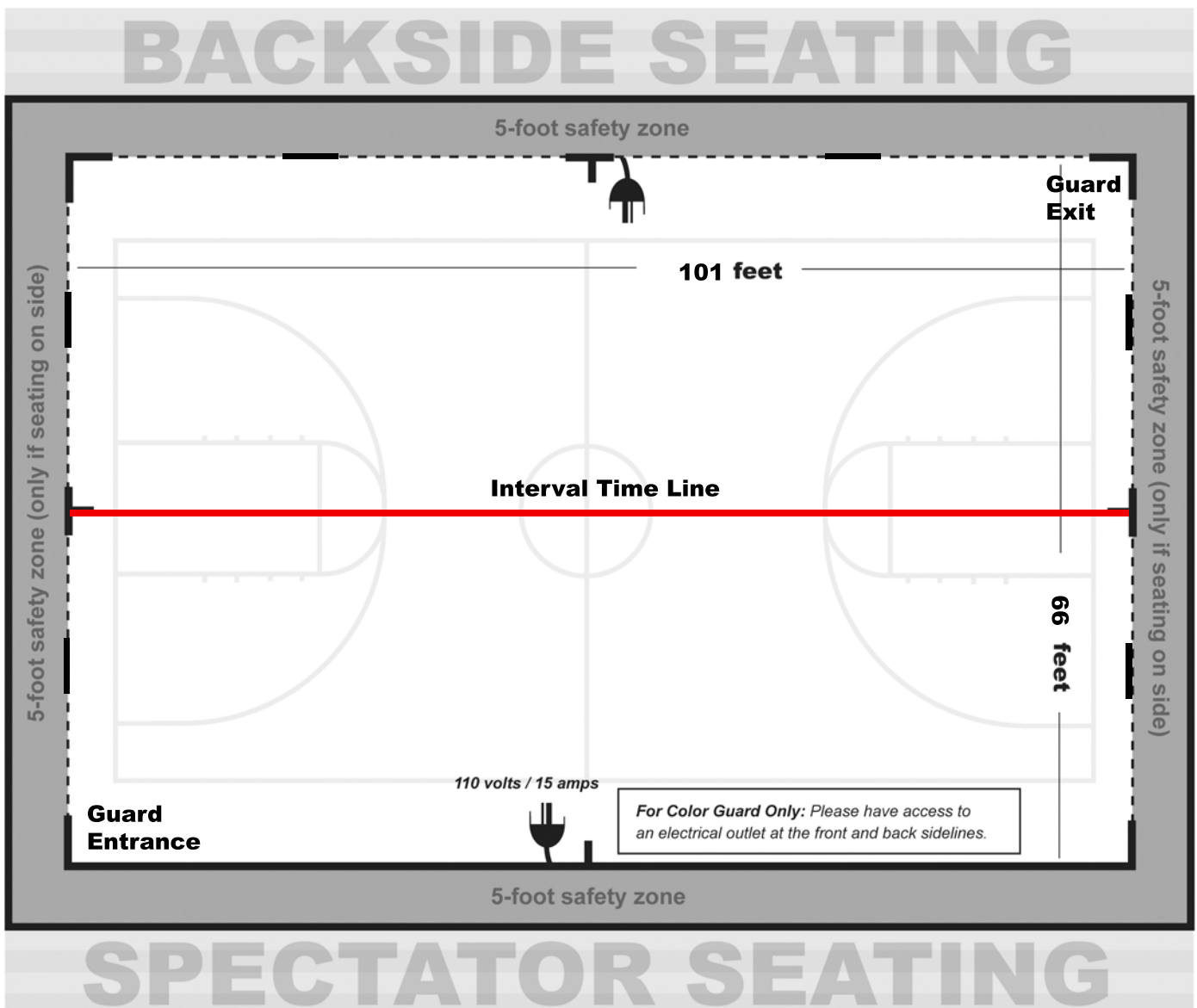
Guard Entrance



WGI Pittsburgh Regional Competition Area Norwin High School, North Huntingdon, PA

All WGI contest sites must have a minimum of seventy by one hundred feet (70' x 100') to accommodate a "safety zone" of five (5) feet from any spectator seating. If no spectators are seated on the left and right sides, then the safety zone will be eliminated on the left and right sides of the competition area and extend to the wall.

The "competition area" at this event measures 101'X 66'. All performing groups must be prepared to perform within that area. Floors (tarps) may not extend into the safety zones per rules found in the WGI Adjudication Manual and Rulebook.



From the WGI Policy Manual

4.120 Sound Policy (Color Guard)

- All color guards should do a sound check at the designated times provided in the contest information packet to ensure the playability of any device or CD. Color guards should check the soundtrack at multiple places in the music to verify playability of any device
- Color guards should still do a sound check if they are using the WGI Music Upload in CompetitionSuite to ensure everything is correct.
- Color guard is responsible for providing the method that the music will be played, e.g. CD, MP3, computer, etc. Each color guard should have two methods to play their soundtrack in the event one does not work.
- Color guard must provide their music in a timely manner to the designated sound operator. Any delay in providing music is the responsibility of the color guard.
- Color guards using the Music Upload process through CompetitionSuite should have a backup using another device type such as an MP3 player, iPhone, or CD.
- Color guard must have a designated person at the sound table to operate any device provided to play music such as MP3 players or computers. Guard's representative is responsible to set up and play device. If a CD is provided, the color guard representative must instruct the sound operator as to what track or other relevant information is needed to start the music when directed by the contest Timing and Penalty judge or after the color guard's introduction.
- If the color guard has an issue with the music such as music is too soft, it begins in the wrong place or skips, the color guard's representative must make the decision to stop the music and tell the operator to stop the music. If the color guard representative chooses not to stop and the color guard completes their performance, the color guard will not be offered an opportunity to perform again.
- Interval timing will continue as the color guard resets and begins again. The Contest Administrator has the sole discretion in waiving any timing penalty due to the restart. If the stoppage is due to faulty sound equipment, operator error or an unexplained reason, overtime penalty may be waived.
- Issues related to the equipment provided by the color guard, quality of the CD or the color guard's representative error (using wrong playlist on MP3, etc.) will result in the actual interval timing being used and penalties, if any, being assessed.
- Volume direction must come from the color guard representative at the sound table. Direction will not be taken from the audience viewing area or across the floor. Final volume discretion is given to the sound operator based on their equipment and the Chief Judge who ultimately determines an appropriate volume level.
- The color guard representative may provide direction to the sound operator during the performance regarding equalization.
- It is the responsibility of the color guard to provide their music for each performance and to ensure that their soundtrack is working appropriately. CDs may not be left at sound table between performances.
- Under no circumstances will verbal abuse of the sound operator be tolerated. Penalties will be assessed per current WGI rules

20 WGI
20 I AM WGI



JOIN THE PITTSBURGH CG REGIONAL BAND!

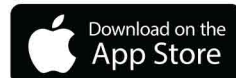
BAND

- Free all-in-one group communication platform.
- Share group announcements via push notification, text message or email.
- Robust group calendar and membership management.
- Customizable to your unique communication needs.
- Available for your mobile device and desktop.

BAND LINK:

<https://band.us/n/a9ab24K1F4obl>

- 1 Go to the Apple App Store or Google Play Store, search for BAND and download.
- 2 Sign up using your phone number, email, Facebook account or Google account.
- 3 Scan the QR code or use the link below to join the BAND.



#WGI2020

#IAMWGI